


# Thumb Print Valentine Tutorial




draw this shape  
on your first finger with a  
washable marker




Now place your finger Diagonal  
in the middle of the card



draw this shape  
on your first finger again



Now place your finger at the  
bottom of the heart and rotate  
your finger the other way



You're all Done!

I

You

I

You

I

You

I

You

I

You

I

You

I

You

I

You

I

You

I

You

I

You

I

You

I

You

I

You

I

You

I

You

I

You

I

You